



Grove at Grand Bay

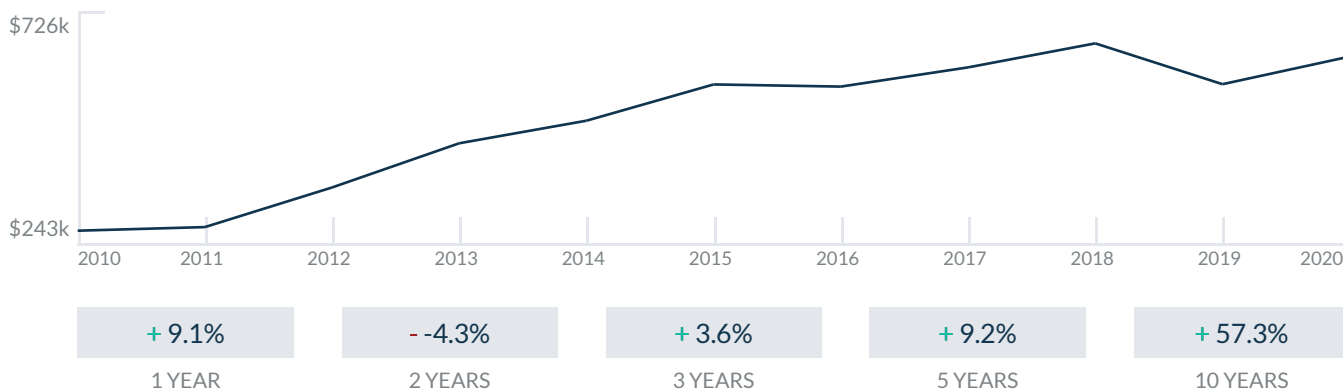
2675 S Bayshore Dr
Coconut Grove, FL 33133

Every month we compile this comprehensive market report focus on Grove at Grand Bay in this convenient and easy to read format. Our datas comes from more than six different sources including MLS Associations, County Offices and Financial Institutions. Get this report for free every month on our website groveatgrandbaymiamicondosforsale.com.

Property Stats

POSTAL CODE 33133

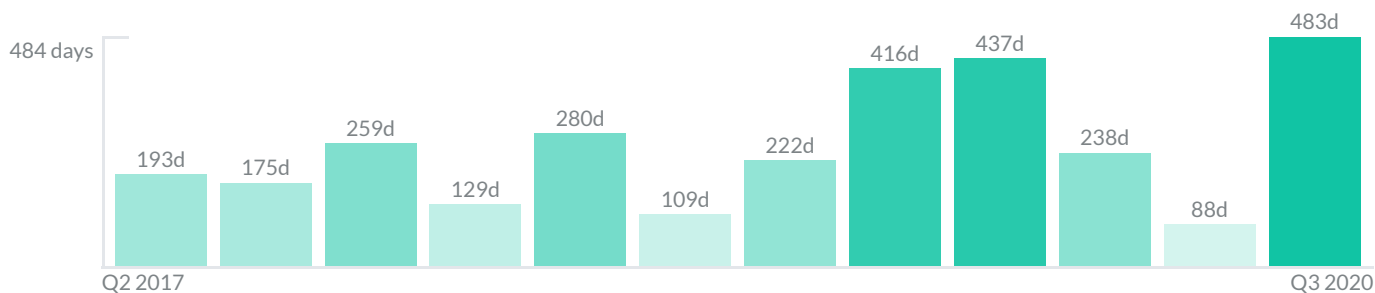
The property stats graph represents the median price evolution since ten years in your postal code area.



Similar Properties

DAYS ON THE MARKET

Everyday 3 months we monitor how many days it takes for similar properties to be sold. This is also a good indicator to know when to buy or sale!



Mortgage Rates

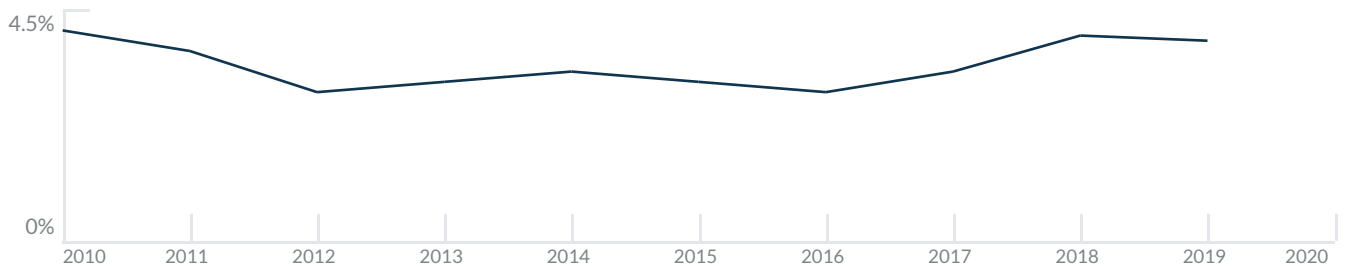
PER YEAR

Understanding mortgage economics is important when you want to buy with a loan. Below is the historical yearly average mortgage rates in the Unites States retrieved from Freddie Mac©

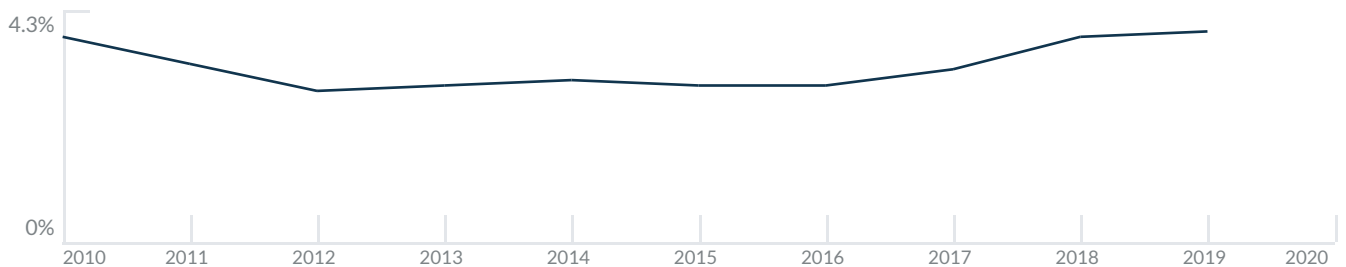
30 YEARS FIXED 4.4%



15 YEARS FIXED 3.9%



5/1-YEAR ADJUSTABLE 3.9%



Schools

CLOSEST

Having good schools nearby is important if you have kids or plan to rent or sell your home. Ratings are retrieved from the leading independent and nonprofit GreatSchools©

ELEMENTARY SCHOOL

Mater Grove Academy

10/10

MIDDLE SCHOOL

George Washington Carver Middle School

10/10

HIGH SCHOOL

Academy Of Arts & Minds

4/10

Insights

IN GROVE AT GRAND BAY

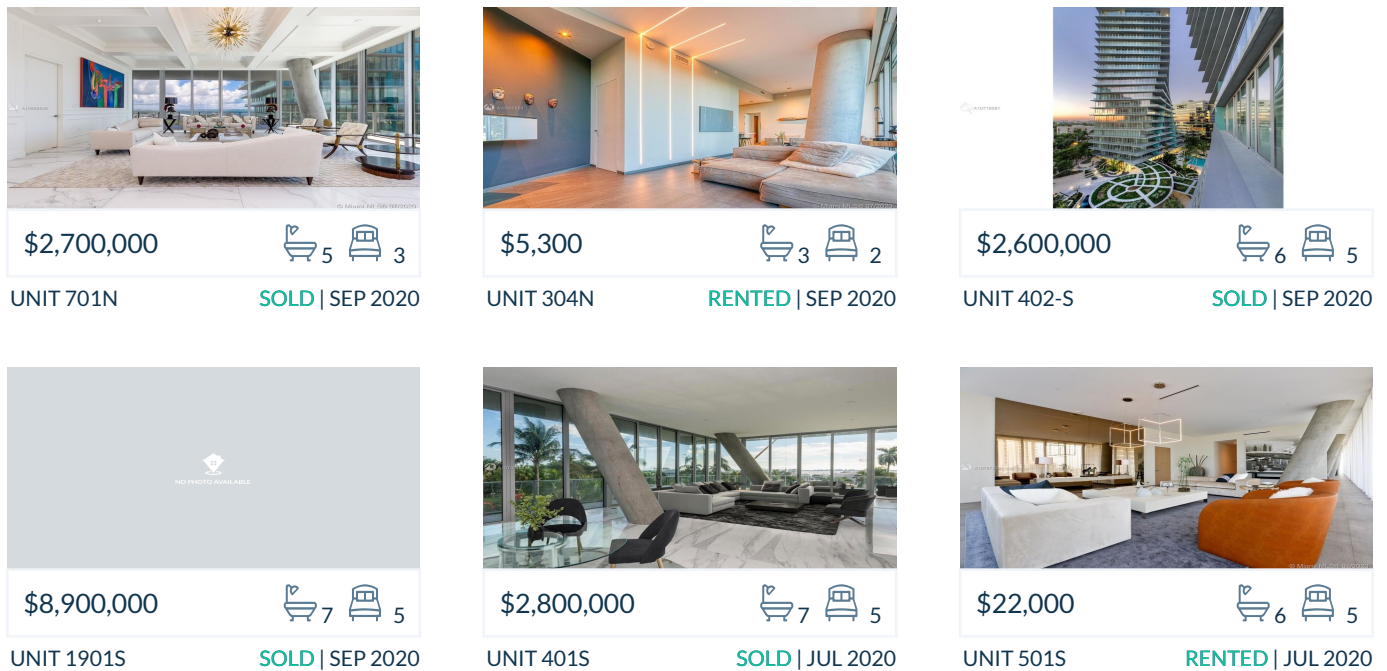
Below the average listing prices of available unit per property type.



Activity

SOLD OR RENTED

Below the latest transactions reported by the local MLS Association for Grove at Grand Bay



Sold

LAST 20 PROPERTIES SOLD IN GROVE AT GRAND BAY

Unit	Price	Beds/Baths	\$/Sqft	Sqft	Buying Date	Days on Market
701N	\$2,700,000	3/5	\$940.1	2,872	Sep 2020	592
402-S	\$2,600,000	5/6	\$636.5	4,085	Sep 2020	374
1901S	\$8,900,000	5/7	\$1,512.6	5,884	Aug 2020	N/A
401S	\$2,800,000	5/7	\$623.3	4,492	May 2020	88
1503	\$1,099,000	2/3	\$718.3	1,530	Mar 2020	279
1103	\$1,090,000	2/3	\$712.4	1,530	Feb 2020	433
803N	\$3,500,000	4/6	\$837.5	4,179	Jan 2020	2
604N	\$950,000	2/3	\$876.4	1,084	Sep 2019	365
403N	\$2,725,000	4/6	\$663.0	4,110	Sep 2019	N/A
1005	\$460,000	1/1	\$479.7	959	Sep 2019	826
804-N	\$799,000	2/3	\$723.1	1,105	Aug 2019	120
1402-N	\$2,299,000	3/4	\$1,021.3	2,251	Jun 2019	245
602-N	\$2,125,000	3/4	\$1,014.3	2,095	Jun 2019	955
101	\$205,000	1/1	\$346.9	591	Apr 2019	48
1602-N	\$2,250,000	3/4	\$1,230.2	1,829	Dec 2018	222
1202N	\$2,349,000	3/4	\$1,332.4	1,763	Sep 2018	91
603S	\$3,050,000	3/4	\$928.5	3,285	Jul 2018	178
1103-S	\$3,400,000	2/4	\$1,414.3	2,404	Jul 2018	51
1202S	\$4,975,000	3/5	\$1,328.4	3,745	Jul 2018	117
601-S	\$3,445,000	3/5	\$885.6	3,890	Jun 2018	185

Rented

LAST 20 PROPERTIES RENTED IN GROVE AT GRAND BAY

Unit	Price	Beds/Baths	\$/Sqft	Sqft	Rented Date	Days on Market
304N	\$5,300	2/3	\$5.0	1,053	Sep 2020	51
501S	\$22,000	5/6	\$4.8	4,572	May 2020	91
1103N	\$20,000	5/7	\$3.9	5,134	Mar 2020	77
903N	\$23,000	5/5	\$5.5	4,206	Nov 2019	134
506	\$1,650	1/1	\$2.7	610	Nov 2019	19
S-602	\$17,500	5/6	\$4.6	3,828	Oct 2019	90
1801N	\$20,000	3/5	\$5.9	3,366	Sep 2019	N/A
704N	\$5,500	2/3	\$5.0	1,092	Aug 2019	64
PH4	\$1,800	2/1	\$2.6	699	Aug 2019	50
103	\$1,490	1/1	\$2.8	538	Jul 2019	67
1703N	\$30,000	5/7	\$5.3	5,689	Jul 2019	57
1102S	\$18,900	4/5	\$5.3	3,544	Jun 2019	36
802-N	\$12,500	3/4	\$6.4	1,968	Jun 2019	102
109	\$1,500	1/1	\$2.8	534	Jun 2019	46
401	\$1,550	1/1	\$2.6	600	May 2019	65
804N	\$4,300	2/3	\$3.9	1,105	May 2019	204
905	\$3,000	1/2	\$3.1	959	May 2019	46
402N	\$9,500	3/5	\$4.4	2,180	Apr 2019	44
301	\$1,700	1/1	\$2.9	593	Apr 2019	8
901-S	\$20,000	5/7	\$4.1	4,903	Dec 2018	114

Currently Listed

ACTIVE LISTINGS 1/3

Unit	Price	Beds/Baths	\$/Sqft	Sqft	Listing Date	Owner
PH-1	\$19,800,000	6/6	\$1,956.9	10118	Oct 2020	Jayne Halli
LPH-N	\$19,995,000	6/8	\$1,875.0	10664	Sep 2020	N/A
PH1-N	\$8,700,000	5/6	\$1,791.6	4856	Sep 2020	J ARTURO FRI...
302N	\$1,950,000	3/4	\$963.0	2025	Oct 2020	N/A
304N	\$1,145,000	1/2	\$1,087.4	1053	Sep 2020	DIDIER DOUC...
304N	\$1,050,000	2/3	\$997.2	1053	Sep 2020	DIDIER DOUC...
402N	\$11,750/mth	3/5	\$5.4	2180	Oct 2020	JOSE M BONN...
502-S	\$3,550,000	5/6	\$925.0	3838	Oct 2020	Gregory John
504N	\$950,000	2/3	\$884.5	1074	Oct 2020	FLORENCIA S...
603N	\$19,000/mth	5/5	\$4.6	4131	Sep 2020	ALEXANDER...
604N	\$699,000	2/3	\$644.8	1084	Sep 2020	FLORENCIA S...
604N	\$5,500/mth	2/3	\$5.1	1084	Sep 2020	FLORENCIA S...
703N	\$4,299,000	5/5	\$1,029.9	4174	Sep 2020	N/A
703N	\$24,000/mth	5/6	\$5.7	4174	Sep 2020	N/A
703N	\$3,878,000	5/5	\$929.1	4174	Oct 2020	N/A
703N	\$24,000/mth	5/5	\$5.7	4174	Oct 2020	N/A
704N	\$995,000	2/3	\$911.2	1092	Sep 2020	WILLIAM SCH...
901-S	\$22,000/mth	5/7	\$4.7	4647	Sep 2020	N/A
901S	\$5,500,000	5/6	\$1,183.6	4647	Oct 2020	N/A
1001S	\$3,250,000	5/6	\$825.7	3936	Oct 2020	N/A

Currently Listed

ACTIVE LISTINGS 2/3

Unit	Price	Beds/Baths	\$/Sqft	Sqft	Listing Date	Owner
1003N	\$5,500,000	5/7	\$1,144.2	4807	Sep 2020	N/A
1102N	\$2,090,000	3/4	\$1,046.0	1998	Sep 2020	N/A
1102S	\$4,650,000	5/6	\$1,312.1	3544	Sep 2020	N/A
1103S	\$25,000/mth	3/4	\$10.4	2404	Sep 2020	N/A
1103S	\$3,900,000	3/4	\$1,622.3	2404	Sep 2020	N/A
1103N	\$4,495,000	5/7	\$875.5	5134	Oct 2020	N/A
1401N	\$3,650,000	3/5	\$1,085.3	3363	Sep 2020	JUAN R DEAN...
1403N	\$6,150,000	6/6	\$1,158.8	5307	Sep 2020	N/A
1403N	\$6,150,000	6/6	\$1,158.8	5307	Sep 2020	N/A
1501N	\$3,799,000	4/6	\$1,130.3	3361	Sep 2020	WOJCIECH JA...
1601N	\$3,799,000	4/6	\$1,129.0	3365	Sep 2020	LIGHT BLUE I...
1607	\$467,000	1/2	\$520.0	898	Sep 2020	ARCHER C GIL...
1702S	\$5,200,000	4/6	\$1,431.3	3633	Sep 2020	LUIZ TARCISI...
1801N	\$25,000/mth	3/5	\$7.4	3366	Oct 2020	YAJAIRA MAR...
1901N	\$30,000/mth	5/7	\$6.2	4854	Oct 2020	WALTER ALE...
1902-S	\$4,950,000	4/6	\$1,253.5	3949	Sep 2020	N/A
1902-S	\$24,000/mth	4/6	\$6.1	3949	Sep 2020	N/A
1902N	\$6,500,000	5/7	\$1,246.9	5213	Oct 2020	N/A
2001-N	\$4,750,000	5/7	\$977.6	4859	Sep 2020	MICHAEL E FR...
2001N	\$4,850,000	5/7	\$998.1	4859	Sep 2020	MICHAEL E FR...

Currently Listed

ACTIVE LISTINGS 3/3

Unit	Price	Beds/Baths	\$/Sqft	Sqft	Listing Date	Owner
2001N	\$22,500/mth	5/7	\$4.6	4859	Sep 2020	MICHAELE FR...
2001S	\$7,800,000	5/6	\$1,530.3	5097	Oct 2020	N/A