



Grove at Grand Bay

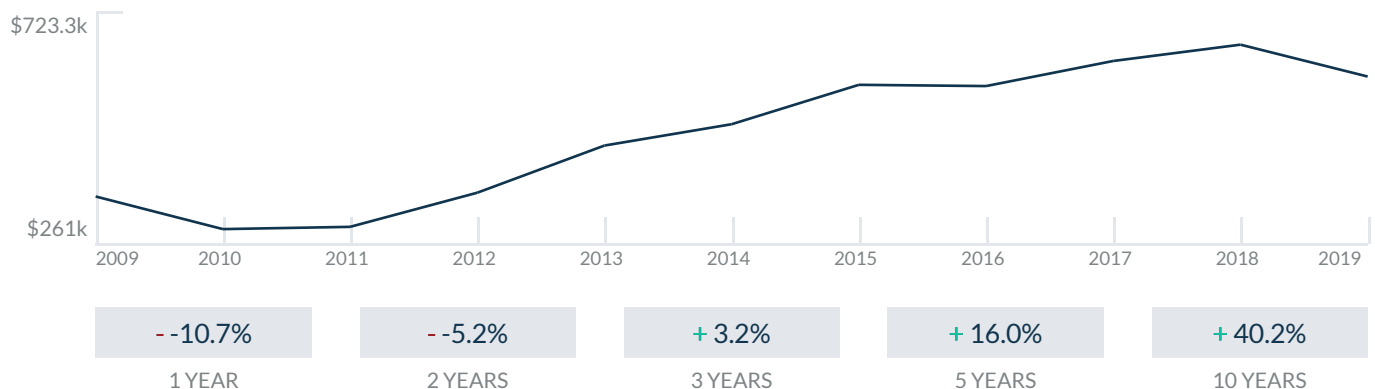
2675 S Bayshore Dr
Coconut Grove, FL 33133

Every month we compile this comprehensive market report focus on Grove at Grand Bay in this convenient and easy to read format. Our datas comes from more than six different sources including MLS Associations, County Offices and Financial Institutions. Get this report for free every month on our website groveatgrandbaymiamicondosforsale.com.

Property Stats

POSTAL CODE 33133

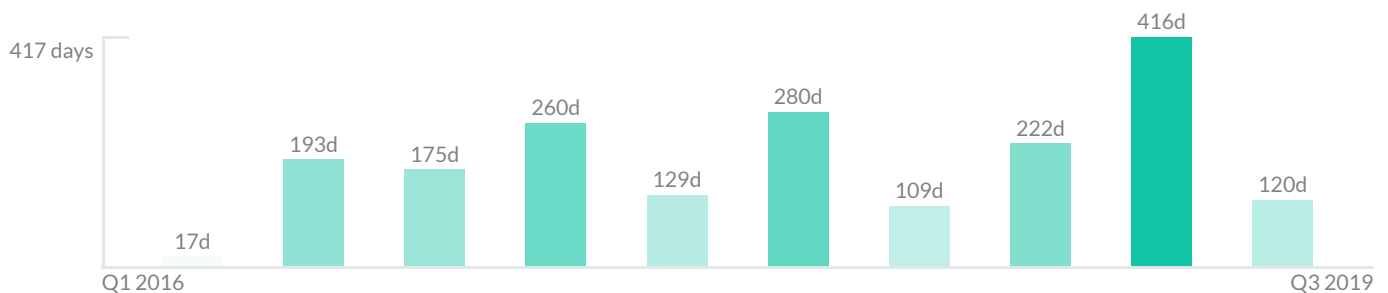
The property stats graph represents the median price evolution since ten years in your postal code area.



Similar Properties

DAYS ON THE MARKET

Everyday 3 months we monitor how many days it takes for similar properties to be sold. This is also a good indicator to know when to buy or sale!



Mortgage Rates

PER YEAR

Understanding mortgage economics is important when you want to buy with a loan. Below is the historical yearly average mortgage rates in the Unites States retrieved from Freddie Mac©

30 YEARS FIXED 4.4%



15 YEARS FIXED 3.9%



5/1-YEAR ADJUSTABLE 3.9%



Schools

CLOSEST

Having good schools nearby is important if you have kids or plan to rent or sell your home. Ratings are retrieved from the leading independent and nonprofit GreatSchools©

ELEMENTARY SCHOOL

Mater Grove Academy

10/10

MIDDLE SCHOOL

George Washington Carver Middle School

10/10

HIGH SCHOOL

Academy Of Arts & Minds

4/10

Insights

IN GROVE AT GRAND BAY







Below the average listing prices of available unit per property type.



Activity

SOLD OR RENTED

Below the latest transactions reported by the local MLS Association for Grove at Grand Bay

 <p>\$799,000</p> <p>UNIT 804-N</p> <p>SOLD FEB 2019</p> <p>2 Bath 2 Bed</p>	 <p>\$5,500</p> <p>UNIT 704N</p> <p>RENTED JUN 2019</p> <p>2 Bath 2 Bed</p>	 <p>\$1,800</p> <p>UNIT PH4</p> <p>RENTED JUN 2019</p> <p>1 Bath 2 Bed</p>
 <p>\$1,490</p> <p>UNIT 103</p> <p>RENTED MAR 2019</p> <p>1 Bath 1 Bed</p>	 <p>\$30,000</p> <p>UNIT 1703N</p> <p>RENTED APR 2019</p> <p>6 Bath 5 Bed</p>	 <p>\$18,900</p> <p>UNIT 1102S</p> <p>RENTED MAY 2019</p> <p>4 Bath 4 Bed</p>

Sold

LAST 20 PROPERTIES SOLD IN GROVE AT GRAND BAY

Unit	Price	Beds/Baths	\$/Sqft	Sqft	Buying Date	Days on Market
804-N	\$799,000	2/2	\$723.1	1,105	Aug 2019	120
1402-N	\$2,299,000	3/3	\$1,021.3	2,251	Jun 2019	245
602-N	\$2,125,000	3/4	\$1,014.3	2,095	Jun 2019	955
101	\$205,000	1/1	\$346.9	591	Apr 2019	48
1602-N	\$2,250,000	3/3	\$1,230.2	1,829	Dec 2018	222
1202N	\$2,349,000	3/3	\$1,332.4	1,763	Sep 2018	91
603S	\$3,050,000	3/3	\$928.5	3,285	Jul 2018	178
1103-S	\$3,400,000	2/3	\$1,414.3	2,404	Jul 2018	51
1202S	\$4,975,000	3/4	\$1,328.4	3,745	Jul 2018	117
601-S	\$3,445,000	3/4	\$885.6	3,890	Jun 2018	185
602-S	\$3,590,000	5/5	\$878.8	4,085	Apr 2018	375
303N	\$2,500,000	5/5	\$609.8	4,100	Feb 2018	104
601-N	\$3,295,000	4/4	\$1,096.5	3,005	Jan 2018	154
PH02...	\$12,500,000	5/6	\$2,263.7	5,522	Dec 2017	123
401-N	\$2,499,000	4/4	\$838.6	2,980	Dec 2017	399
802-S	\$3,850,000	4/4	\$927.9	4,149	Nov 2017	313
1901S	\$6,900,000	5/5	\$1,107.4	6,231	Oct 2017	204
1202-S	\$4,350,000	4/5	\$1,161.5	3,745	Jul 2017	175
PH01N	\$6,000,000	5/6	\$1,166.9	5,142	Jun 2017	207
1201-N	\$3,525,000	4/4	\$997.2	3,535	May 2017	179

Rented

LAST 20 PROPERTIES RENTED IN GROVE AT GRAND BAY

Unit	Price	Beds/Baths	\$/Sqft	Sqft	Rented Date	Days on Market
704N	\$5,500	2/2	\$5.0	1,092	Aug 2019	64
PH4	\$1,800	2/1	\$2.6	699	Aug 2019	50
103	\$1,490	1/1	\$2.8	538	Jul 2019	67
1703N	\$30,000	5/6	\$5.3	5,689	Jul 2019	57
1102S	\$18,900	4/4	\$5.3	3,544	Jun 2019	36
802-N	\$12,500	3/3	\$6.4	1,968	Jun 2019	102
109	\$1,500	1/1	\$2.8	534	Jun 2019	46
401	\$1,550	1/1	\$2.6	600	May 2019	65
804N	\$4,300	2/2	\$3.9	1,105	May 2019	204
905	\$3,000	1/1	\$3.1	959	May 2019	46
402N	\$9,500	3/4	\$4.4	2,180	Apr 2019	44
301	\$1,700	1/1	\$2.9	593	Apr 2019	8
901-S	\$20,000	5/6	\$4.1	4,903	Dec 2018	114
1902-N	\$35,000	5/6	\$6.7	5,213	Nov 2018	164
501S	\$25,000	5/5	\$5.5	4,572	Nov 2018	39
704N	\$5,500	2/2	\$5.0	1,092	Aug 2018	17
1902 S	\$24,000	4/5	\$6.1	3,949	Jun 2018	28
702-N	\$11,500	3/3	\$5.6	2,036	Jun 2018	20
402N	\$10,000	3/4	\$4.6	2,180	Apr 2018	60
1902-S	\$24,000	4/5	\$6.1	3,949	Mar 2018	50

Currently Listed

ACTIVE LISTINGS 1/2

Unit	Price	Beds/Baths	\$/Sqft	Sqft	Listing Date	Owner
N/A	\$4,190,000	5/5	\$1,019.2	4111	Aug 2017	N/A
PH-1	\$25,000,000	6/5	\$2,470.8	10118	Apr 2018	N/A
LPH-N	\$24,000,000	6/6	\$2,250.6	10664	Oct 2018	N/A
LPH-N	\$80,000/mth	6/6	\$7.5	10664	Dec 2018	N/A
PH1-N	\$8,800,000	5/5	\$1,812.2	4856	Feb 2019	N/A
S-602	\$19,900/mth	5/5	\$5.2	3828	Jul 2019	N/A
401S	\$3,850,000	6/6	\$857.1	4492	Aug 2019	N/A
402-S	\$2,889,000	5/5	\$707.2	4085	Aug 2019	N/A
502-S	\$4,250,000	5/5	\$1,107.3	3838	Aug 2019	N/A
504N	\$950,000	2/2	\$884.5	1074	Aug 2018	N/A
506	\$259,000	1/1	\$424.6	610	Aug 2019	N/A
506	\$1,650/mth	1/1	\$2.7	610	Aug 2019	N/A
602-S	\$3,890,000	5/5	\$1,016.2	3828	Feb 2019	N/A
701N	\$3,350,000	3/4	\$1,166.4	2872	Jan 2019	N/A
903N	\$23,000/mth	5/5	\$5.5	4206	Jul 2019	N/A
1001S	\$4,350,000	4/4	\$1,105.2	3936	May 2018	N/A
1102N	\$2,090,000	3/3	\$1,046.0	1998	Feb 2019	N/A
1102S	\$4,650,000	4/4	\$1,312.1	3544	May 2019	N/A
1103	\$1,090,000	2/2	\$712.4	1530	Nov 2018	N/A
1403N	\$6,250,000	6/6	\$1,177.7	5307	Mar 2019	N/A

Currently Listed

ACTIVE LISTINGS 2/2

Unit	Price	Beds/Baths	\$/Sqft	Sqft	Listing Date	Owner
1501N	\$4,200,000	4/5	\$1,249.6	3361	May 2019	N/A
1503	\$1,099,000	2/2	\$718.3	1530	Mar 2019	N/A
1601N	\$4,450,000	4/5	\$1,322.4	3365	Jun 2018	LIGHT BLUE I...
1607	\$467,000	1/1	\$520.0	898	Mar 2019	N/A
1702S	\$5,100,000	4/5	\$1,403.8	3633	Feb 2019	N/A
1703N	\$6,500,000	5/6	\$1,142.6	5689	Apr 2019	N/A
1901S	\$9,900,000	5/5	\$1,588.8	6231	Jan 2019	N/A
1901N	\$5,800,000	5/6	\$1,194.9	4854	Aug 2019	N/A
1901N	\$28,000/mth	5/6	\$5.8	4854	Aug 2019	N/A
1902-S	\$6,500,000	4/5	\$1,646.0	3949	Dec 2016	N/A
2001-N	\$4,950,000	5/6	\$1,018.7	4859	May 2019	N/A